

All dimensions are in inches.

Thread Size (1)	Part Number (2)	Grip Range (1)	Open					Closed					Hole Size In Sheet +.006 -.000	
			A ±.015	B ±.015	C Nom.	ØD Max.	M Ref.	A ±.015	B ±.015	C Nom.	ØD Max.	K Min.		M Max.
#6-32	AELS8-632-80	.020 - .080	.420	.390	.030	.265	.305	.740	.390	.030	.265	.43	.640	.266
#6-32	AELS8-632-130	.080 - .130	.470	.390	.030	.265	.305	.740	.390	.030	.265	.43	.580	.266
#8-32	AELS8-832-80	.020 - .080	.420	.390	.030	.265	.305	.740	.390	.030	.265	.43	.640	.266
#8-32	AELS8-832-130	.080 - .130	.470	.390	.030	.265	.305	.740	.390	.030	.265	.43	.580	.266
#10-32	AELS8-1032-130	.020 - .130	.475	.415	.030	.296	.315	.990	.415	.030	.296	.58	.845	.297
#10-32	AELS8-1032-225	.130 - .225	.585	.415	.030	.296	.315	.990	.415	.030	.296	.58	.735	.297
1/4-20	AELS8-420-165	.027 - .165	.580	.500	.030	.390	.380	1.190	.500	.030	.390	.70	1.005	.391
1/4-20	AELS8-420-260	.165 - .260	.680	.500	.030	.390	.380	1.190	.500	.030	.390	.70	.905	.391
5/16-18	AELS8-518-150	.027 - .150	.690	.685	.035	.530	.470	1.390	.685	.035	.530	.82	1.175	.531
5/16-18	AELS8-518-312	.150 - .312	.805	.685	.035	.530	.425	1.390	.685	.035	.530	.82	1.025	.531
3/8-16	AELS8-616-150	.027 - .150	.690	.685	.035	.530	.470	1.390	.685	.035	.530	.83	1.175	.531
3/8-16	AELS8-616-312	.150 - .312	.805	.685	.035	.530	.425	1.390	.685	.035	.530	.83	1.025	.531
1/2-13	AELS8-813-200	.063 - .200	1.150	.865	.047	.685	.850	—	—	—	—	—	—	.688
1/2-13	AELS8-813-350	.200 - .350	1.300	.865	.047	.685	.850	—	—	—	—	—	—	.688
1/2-13	AELS8-813-500	.350 - .500	1.450	.865	.047	.685	.850	—	—	—	—	—	—	.688

All dimensions are in millimeters.

Thread Size x Pitch (1)	Part Number (2)	Grip Range (1)	Open					Closed					Hole Size In Sheet +0.15	
			A ±0.38	B ±0.38	C Nom.	ØD Max.	M Ref.	A ±0.38	B ±0.38	C Nom.	ØD Max.	K Min.		M Max.
M4 x 0.7	AELS8-470-2.0	0.5 - 2	10.67	9.91	0.76	6.73	7.75	18.8	9.91	0.76	6.73	11.6	16.26	6.75
M4 x 0.7	AELS8-470-3.3	2 - 3.3	11.94	9.91	0.76	6.73	7.75	18.8	9.91	0.76	6.73	11.6	14.73	6.75
M5 x 0.8	AELS8-580-3.3	0.5 - 3.3	12.07	10.54	0.76	7.52	8	25.15	10.54	0.76	7.52	15.6	21.46	7.6
M5 x 0.8	AELS8-580-5.7	3.3 - 5.7	14.86	10.54	0.76	7.52	8	25.15	10.54	0.76	7.52	15.6	18.67	7.6
M6 x 1	AELS8-610-4.2	0.7 - 4.2	14.73	12.7	0.76	9.91	9.65	30.23	12.7	0.76	9.91	17.5	25.53	10
M6 x 1	AELS8-610-6.6	4.2 - 6.6	17.27	12.7	0.76	9.91	9.65	30.23	12.7	0.76	9.91	17.5	22.99	10
M8 x 1.25	AELS8-8125-3.8	0.7 - 3.8	17.53	17.4	0.89	13.46	11.94	35.31	17.4	0.89	13.46	20.2	29.85	13.5
M8 x 1.25	AELS8-8125-7.9	3.8 - 7.9	20.45	17.4	0.89	13.46	10.8	35.31	17.4	0.89	13.46	20.2	26.04	13.5
M10 x 1.5	AELS8-1015-3.8	0.7 - 3.8	17.53	17.4	0.89	13.46	11.94	35.31	17.4	0.89	13.46	20.8	29.85	13.5
M10 x 1.5	AELS8-1015-7.9	3.8 - 7.9	20.45	17.4	0.89	13.46	10.8	35.31	17.4	0.89	13.46	20.8	26.04	13.5

NOTE: Also available in Wedge Head and Sealed Head. See page 13 for more detail.

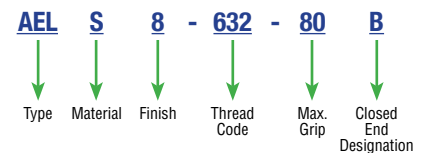
(1) Additional thread sizes and grip ranges available.

(2) For closed end, add a "B" to the end of the part number.

## MATERIAL & FINISH SPECIFICATIONS

Type	Threads	Material	Standard Finish
AEL / AEK	Unified, 2B per ASME B1.1 Metric, 6H per ASME B1.13M	Low Carbon Steel, C-1008 or, C-1010 or equivalent	Zinc Yellow Plate per ASTM B 633, Fe/Zn 8, Type II

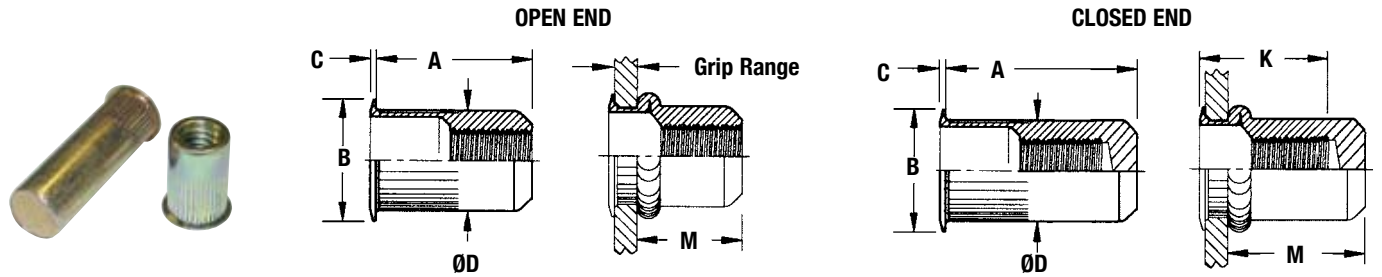
### Part Number Designation



SEE PAGE 32 FOR MORE DETAIL



# SpinTite® — MINIMIZED-PROFILE HEAD TYPE AEK



All dimensions are in inches.

Thread Size (1)	Part Number (2)	Grip Range (1)	Open					Closed					Hole Size In Sheet +.006 -.000	
			A ±.015	B ±.015	C Nom.	ØD Max.	M Ref.	A ±.015	B ±.015	C Nom.	ØD Max.	K Min.		M Max.
#6-32	AEKS8-632-80	.020 - .080	.420	.310	.019	.265	.305	.740	.310	.019	.265	.43	.640	.266
#6-32	AEKS8-632-130	.080 - .130	.470	.310	.019	.265	.305	.740	.310	.019	.265	.43	.580	.266
#8-32	AEKS8-832-80	.020 - .080	.420	.310	.019	.265	.305	.740	.310	.019	.265	.43	.640	.266
#8-32	AEKS8-832-130	.080 - .130	.470	.310	.019	.265	.305	.740	.310	.019	.265	.43	.580	.266
#10-32	AEKS8-1032-130	.020 - .130	.475	.340	.019	.296	.315	.990	.340	.019	.296	.58	.845	.297
#10-32	AEKS8-1032-225	.130 - .225	.585	.340	.019	.296	.315	.990	.340	.019	.296	.58	.735	.297
1/4-20	AEKS8-420-165	.027 - .165	.580	.455	.022	.390	.380	1.190	.455	.022	.390	.70	1.005	.391
1/4-20	AEKS8-420-260	.165 - .260	.680	.455	.022	.390	.380	1.190	.455	.022	.390	.70	.905	.391
5/16-18	AEKS8-518-150	.027 - .150	.690	.595	.022	.530	.470	1.390	.595	.022	.530	.82	1.175	.531
5/16-18	AEKS8-518-312	.150 - .312	.805	.595	.022	.530	.425	1.390	.595	.022	.530	.82	1.025	.531
3/8-16	AEKS8-616-150	.027 - .150	.690	.595	.022	.530	.470	1.390	.595	.022	.530	.83	1.175	.531
3/8-16	AEKS8-616-312	.150 - .312	.805	.595	.022	.530	.425	1.390	.595	.022	.530	.83	1.025	.531

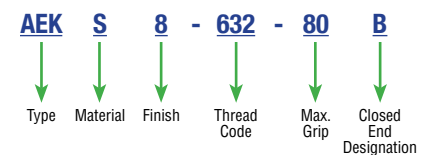
All dimensions are in millimeters.

Thread Size x Pitch (1)	Part Number (2)	Grip Range (1)	Open					Closed					Hole Size In Sheet +.015	
			A ±0.38	B ±0.38	C Nom.	ØD Max.	M Ref.	A ±0.38	B ±0.38	C Nom.	ØD Max.	K Min.		M Max.
M4 x 0.7	AEKS8-470-2.0	0.5 - 2	10.67	7.87	0.48	6.73	7.75	18.8	7.78	0.48	6.73	11.6	16.26	6.75
M4 x 0.7	AEKS8-470-3.3	2 - 3.3	11.94	7.87	0.48	6.73	7.75	18.8	7.87	0.48	6.73	11.6	14.73	6.75
M5 x 0.8	AEKS8-580-3.3	0.5 - 3.3	12.07	8.64	0.48	7.52	8	25.15	8.64	0.48	7.52	15.6	21.46	7.6
M5 x 0.8	AEKS8-580-5.7	3.3 - 5.7	14.86	8.64	0.48	7.52	8	25.15	8.64	0.48	7.52	15.6	18.67	7.6
M6 x 1	AEKS8-610-4.2	0.7 - 4.2	14.73	11.56	0.55	9.91	9.65	30.23	11.56	0.55	9.91	17.5	25.53	10
M6 x 1	AEKS8-610-6.6	4.2 - 6.6	17.27	11.56	0.55	9.91	9.65	30.23	11.56	0.55	9.91	17.5	22.99	10
M8 x 1.25	AEKS8-8125-3.8	0.7 - 3.8	17.53	15.11	0.55	13.46	11.94	35.31	15.11	0.55	13.46	20.2	29.85	13.5
M8 x 1.25	AEKS8-8125-7.9	3.8 - 7.9	20.45	15.11	0.55	13.46	10.8	35.31	15.11	0.55	13.46	20.2	26.04	13.5
M10 x 1.5	AEKS8-1015-3.8	0.7 - 3.8	17.53	15.11	0.55	13.46	11.94	35.31	15.11	0.55	13.46	20.8	29.85	13.5
M10 x 1.5	AEKS8-1015-7.9	3.8 - 7.9	20.45	15.11	0.55	13.46	10.8	35.31	15.11	0.55	13.46	20.8	26.04	13.5

(1) Additional thread sizes and grip ranges available.

(2) For closed end, add a "B" to the end of the part number.

### Part Number Designation



SEE PAGE 32 FOR MORE DETAIL